









**1. I am a member of the following parish.**

|   | Response Percent | Response Count |
|---|------------------|----------------|
| St. Patrick, Colona                              | 25.8%            | 298            |
| St. John the Baptist, Rapid City                 | 8.4%             | 97             |
| St. Mary, Hampton                                | 3.3%             | 38             |
| <b>St. Anne, East Moline</b>                     | <b>29.8%</b>     | <b>344</b>     |
| Our Lady of Guadalupe, Silvis                    | 28.4%            | 327            |
| I am not affiliated with one of these parishes.  | 4.2%             | 49             |
| <i>answered question</i>  |                  | <b>1,153</b>   |
| <i>skipped question</i>   |                  | <b>0</b>       |

**2. Do you have children between the ages of 3 and 14 years old?**

|  | Response Percent | Response Count |
|--|------------------|----------------|
| Yes         | 23.1%            | 263            |
| <b>No</b>  | <b>76.9%</b>     | <b>876</b>     |
| <i>answered question</i>   |                  | <b>1,139</b>   |
| <i>skipped question</i>  |                  | <b>14</b>      |



### 3. If yes, where are they currently enrolled?

|                                    | Response Percent | Response Count |
|------------------------------------|------------------|----------------|
| Our Lady of Grace Catholic Academy | 31.9%            | 83             |
| Other Catholic School              | 8.1%             | 21             |
| <b>Public School</b>               | <b>60.4%</b>     | <b>157</b>     |
| Other (please specify)             |                  | 34             |
| <i>answered question</i>           |                  | <b>260</b>     |
| <i>skipped question</i>            |                  | <b>893</b>     |

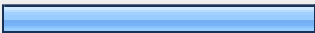

### 4. At which location would you like to see Our Lady of Grace Catholic Academy in the future?

|  | Response Percent | Response Count |
|--|------------------|----------------|
| <b>Current school location (East Moline)-\$762,000 estimated renovation cost</b> | <b>72.5%</b>     | <b>700</b>     |
| Our Lady of Guadalupe location (Silvis)- \$2,996,000 estimated renovation cost   | 28.3%            | 273            |
| <i>answered question</i>   |                  | <b>966</b>     |
| <i>skipped question</i>  |                  | <b>187</b>     |



**5. If the school's current site was updated, would you support/enroll your child/children at OLGCA?**

|   | Response Percent | Response Count |
|---|------------------|----------------|
| Yes  | 59.5%            | 393            |
| No   | 40.5%            | 268            |
| <i>answered question</i>  |                  | <b>661</b>     |
| <i>skipped question</i>   |                  | <b>492</b>     |



**6. If the school was moved to the Guadalupe site and expanded, would you support/enroll your child/children at OLGCA?**

|  | Response Percent | Response Count |
|--|------------------|----------------|
| Yes   | 47.0%            | 311            |
| No  | 53.0%            | 351            |
| <i>answered question</i>   |                  | <b>662</b>     |
| <i>skipped question</i>  |                  | <b>491</b>     |

**7. Would you be in favor of a capital campaign to raise funds needed for a renovation project?**

|  | Response Percent | Response Count |
|--|------------------|----------------|
| Yes  | 74.5%            | 727            |
| No    | 25.6%            | 250            |
| <i>answered question</i>   |                  | <b>976</b>     |
| <i>skipped question</i>  |                  | <b>177</b>     |

## 8. Would you financially support such a project?

|  | Response Percent         | Response Count |
|--|--------------------------|----------------|
| Yes  | 70.0%                    | 684            |
| No    | 30.0%                    | 293            |
|  | <i>answered question</i> | 977            |
|  | <i>skipped question</i>  | 176            |

## 9. Questions and Comments:

|  | Response Count           |     |
|--|--------------------------|-----|
|  | 191                      |     |
|  | <i>answered question</i> | 191 |
|  | <i>skipped question</i>  | 962 |